

WELCOME TO  
EYFS  
AT WILLASTON  
PRIMARY  
ACADEMY



# LET'S MEET THE EYFS TEAM!



Mrs Leech – EYFS Manager  
Nursery class teacher



Miss Wakefield – Reception Teacher



Miss Pickup – Little Acorns Teacher

Teaching Assistants:



Mrs Cooper



Miss Basford



Miss Holmes



Miss Davis

# OTHER ADULTS I WILL MEET AROUND SCHOOL



Mrs Frost – Finance Manager



Miss Wright  
Head Teacher



Mrs Bradbury-Smith - SENDCO



Mr Sykes  
Deputy Head



Mrs Bottomley  
Admin



Mrs Pickston  
Out of Hours Manager

## Welcome to our school!

We are looking forward to sharing your child's time at Willaston with you!

Parent/School Partnership  
Communication is key!



## **WORKING TOGETHER LEARNING TOGETHER**

---

Our school vision and values are at the core of everything we do.

---

We aspire for every member of our Willaston family to... 'BE PROUD'.

### **Our promise to our families**

- High expectations of each other and children in our care
- A rich curriculum which allows children to play to their strengths and develop life- long skills
- Highly qualified staff who are ambitious and passionate about the role they play in pursuit of excellence for the children in their care
- Memorable and inspirational learning experiences for all children
- Effective partnership working

Our EYFS classes will nurture and help your child to grow and develop the skills needed to learn and flourish. Most of all they will have fun!

# EARLY YEARS CURRICULUM

- The EYFS was introduced in 2008 and is how the Government and professionals working with young children describe the important stage in a child's life between birth and age 5.
- The EYFS has been updated several times over the years, to take account of current research into how young children learn and develop, and government policy related to children and families. The most recent version of the EYFS came into force on 1 September 2021- and was updated in January 2024. There are further updates coming into place in September 2025
- Children learn and develop rapidly from the moment they are born.
- Their brains develop rapidly in the early years and create vital foundations for learning throughout life.
- Research confirms that the experiences that a child has in the early years has a significant impact on their future life chances and that high quality early years care and education makes the biggest difference to every child.
- The EYFS provides a framework that..... 'sets the standards that all early years providers must meet to ensure that children learn and develop well and are kept healthy and safe. It promotes teaching and learning to ensure children's 'school readiness' and gives children the broad range of knowledge and skills that provide the right foundation for good progress through school and life'. (EYFS 2021)

# EARLY YEARS CURRICULUM

- Activities in the EYFS are carefully planned and organised in order to provide a range of learning experiences.
- Planning is carried out using a **topic-based approach**, following the children's interests and responding to specific events.
- There are 7 Areas of Learning in the Early Years Foundation Stage (EYFS), which activities are planned around:

## PRIME AREAS

### Personal, Social and Emotional Development

- Self regulation
- Managing self
- Building relationships

### Physical Development

- Gross motor skills
- Fine motor skills

### Communication and Language

- Listening, attention and understanding
- Speaking

## SPECIFIC AREAS

### Literacy

- Comprehension
- Word reading
- Writing

### Mathematics

- number
- numerical patterns

### Understanding the World

- Past & present
- People, culture & communities
- Natural world

### Expressive Arts and Design

- Creating with materials
- Being imaginative & expressive

# TAPESTRY – LEARNING JOURNAL

This will form a unique record of your child's learning and development.  
It will contain samples of work, photographs and staff observations.

**We also regularly add class updates to tapestry and the school website.**



**Parents can contribute photographs and comments at home too – this helps us to gain a broader picture of your child.**

**You have all been sent an activation email – please click on the link in the email to activate your account.**

When your child leaves, we can export a PDF copy of your child's journal and a ZIP file including photos and videos for you

[Click here](#) for a link to some video tutorials on how to use tapestry.

## How is the data kept safe?

- ▶ A password is required to access Tapestry, remember the stronger the password you set, the more secure your account is
- ▶ You are linked manually to your child/children so you can only view observations for them
- ▶ We don't need to store any of the data entered onto Tapestry, they store it for us on secure cloud servers within the EU
- ▶ Data is stored separately for each school
- ▶ Tapestry's developers and support personnel require our permission to access our Tapestry account
- ▶ For more information about Tapestry security you can go on their website <https://tapestry.info/security.html>



## Memos

- ▶ Memos allow us to share messages with you such as reminders and newsletters
- ▶ They are separate to observations
- ▶ You will also be able to add comments and like memos



## Documents

- ▶ This feature allows us to upload our documents and share them with you
- ▶ It's only available on the browser version of Tapestry
- ▶ We can organise the documents into folders
- ▶ We'll use this for things like: resources and ideas you can use at home, any presentations like this one we have shared etc

### Documents





# FWSA

FRIENDS OF WILLASTON SCHOOL



canva.com - To exit full screen, press **Esc**

WELCOME TO  
RECEPTION

**Information Evening 2026**

The chalkboard features several decorative elements: a star with a dashed line and a pencil on the left; a star with a dashed line and a pencil on the right; a red set square in the bottom left corner; a red pencil holder with three pencils in the bottom right corner; and a black eraser in the bottom center.



# STARTING RECEPTION...






- Starting time – 8.45am – please be in the EYFS outdoor area for 8.45am we will greet your child at the classroom door. The gates to the outdoor area are locked at 8.55am.
- Afternoon pick up time – 3.20pm – please wait in the EYFS outdoor area and we will bring your child out to you.
- Wrap around care with the Out of school club is provided. Drop off time for breakfast club is from 7.30am and pick up is up to 6.00pm (or 4.30pm)
- Drop off for breakfast club is at the front office.
- Collection from the afterschool club is via the nursery gate or the front office there is a door bell to ring. Please be patient it can take a little while for the afterschool staff to come to the door as they may be in different areas of the school building.

# TOPICS

- ALL ABOUT ME
- CELEBRATIONS AND MAPS
- SPACE AND TOYS
- LONDON AND LIFE CYCLES
- SUPERHERO'S AND TRANSPORT
- SEASIDE

## Special events –

- Nativity production
- Class Trips
- Diwali and Lunar New Year celebrations
- Classroom Visitors
- End of year class Assembly



# A Day in Our Classroom

- ✓ Registration
- ✓ Phonics
- ✓ Busy Time
- ✓ Break Time 
- ✓ Assembly
- ✓ Focused Learning
- ✓ Lunch
- ✓ Focused Learning
- ✓ Busy Time 
- ✓ Story/Circle Time
- ✓ Home Time

# WEEKLY EVENTS



- **Forest School** – Thursday afternoon
- **Library** – Monday afternoon – children will bring home a library book to share – reading for pleasure
- **PE** – Monday and Thursdays  
PE kit to be worn on these days – PE t-shirt is the colour of your child's house team.

---

**Full set of change of clothes in a named bag** –  
i.e. a drawstring bag. This can be left in school on their peg  
and we will send it home if it has been used.

---

Named water bottle

---

**School Book Bag** – to be brought into school  
everyday with your child's reading diary and Phonics  
books. (No Backpacks)

---

Named Wellies to stay in school

---

Lunch box if having a packed lunch  
**NO** valuables, toys or money!

---

**WHAT WILL  
MY CHILD  
NEED TO  
BRING TO  
SCHOOL**



# LUNCHTIME

**FOOD FESTIVAL**  
By Aspens

# LUNCHTIME

TRADITIONAL

Week 1

Spring Summer  
2025  
21/04/25, 12/05/25,  
02/06/25, 23/06/25,  
14/07/25, 04/08/25,  
25/08/25, 15/09/25,  
06/10/25

	<b>THE MAIN EVENT</b> Local Produce	<b>MEAT-FREE MAGIC</b> Veggie Dish	<b>RAINBOW ALLEY</b> Vegetables and Salads	<b>BIG TOPPING</b> Filled Jackets	<b>DESSERT TROLLEY</b>
<b>MONDAY</b>	All Day Breakfast	Margherita Pizza Slice and Wedges	Baked Beans	Beans, Cheese or Tuna Mayo	Toffee Biscuit Bars
<b>TUESDAY</b>	Picnic Style Sausage Roll Lunch	Picnic Style Veggie Sausage Roll Lunch	Crudites	Beans, Cheese or Tuna Mayo	Classic Trifle
<b>WEDNESDAY</b>	Roast Pork, New Potatoes and Gravy	Vegetable and Stuffing Loaf with New Potatoes	Carrots and Cabbage	Beans, Cheese or Tuna Mayo	Bananas and Custard
<b>THURSDAY</b>	Tomato and Basil Chicken Pasta Bake	Veggie Noodle Stir Fry	Green Salad	Beans, Cheese or Tuna Mayo	Strawberry and Pineapple Jelly
<b>FRIDAY</b>	Golden Fish Fingers or Salmon Fingers and Chips	Cheesy Bean Wrap with Chips	Peas	Beans, Cheese or Tuna Mayo	Coconut Crisp Bar

DAILY SALAD BOWL,  
FRESHLY BAKED BREAD,  
YOGHURTS AND CUT FRUIT  
AVAILABLE DAILY

**PASTA TWIRLER**  
AVAILABLE EVERY DAY  
Topped Pasta  
Hot Pasta topped with  
Homemade Tomato Sauce & Cheese

W1



- The children can bring in a packed lunch from home or order a school lunch. School lunches can be ordered online in advance. There is a 3 week rotation of menus – examples are in your pack.
- Full details of school lunches are on the school website.



# HOME INVOLVEMENT

- Tapestry (passwords will be sent via an email)

## Reading Books

- A few weeks into school your child will take a Phonics book home
- We will provide you with a useful guide to help you support your child at home.
- Minimum amount of time spend reading 3x week
- Phonics workshop in the autumn term

Completing homework including:

- Learning Red words
- Maths challenges
- Tapestry Show and Tell Friday

Mystery Readers

## Pairs of Socks



- Can you put the socks in pairs?
- How do you know these socks are a pair?
- How are the pairs of socks different?
- Can you count how many pairs of socks there are?
- Are there any odd socks?

## Maths Mastery Home Learning Challenge

Adult Guidance

### What Are We Learning?

We are learning to match socks into pairs and notice when there is an odd sock.

### How to Set up the Challenge

- Collect together at least five pairs of socks that are different in pattern and colour.
- Place the single socks in a muddled pile or in a basket.
- Children can match the socks and put them in pairs.
- Repeat the activity but remove one sock. Talk about how there is an odd sock that does not have a partner.

### How to Get Your Child Thinking

- Can you find the matching sock?
- Which two socks go together?
- How do you know these socks make a pair?
- How is this pair different to this pair?
- How many socks are in a pair?
- Are you sure these two socks make a pair? How do you know?
- Are there any odd socks? Why is it odd?
- How many pairs are there?
- How many odd socks are there?



# BEHAVIOUR

- House Points
- Marbles in the jar
- Reward system – Gold Star
- Star of the week



# UNIFORM

WINTER	SUMMER
Grey Trousers / Skirt / Pinafore Dress	Blue Summer Dresses
White / Navy Polo Shirt	White / Navy Polo Shirt
Navy Sweatshirt / Cardigan	Grey Tailored Shorts
Navy / Grey tights	Grey Skirt
Black Velcro Shoes	Sun Hat



PE
Navy Blue Shorts
Navy Joggers
T-shirt in house team colours
Navy Fleece Zip up
Velcro Trainers

All articles of clothing should be clearly marked with your child's name.

[WWW.MYSCHOOLSTYLE.COM](http://WWW.MYSCHOOLSTYLE.COM)

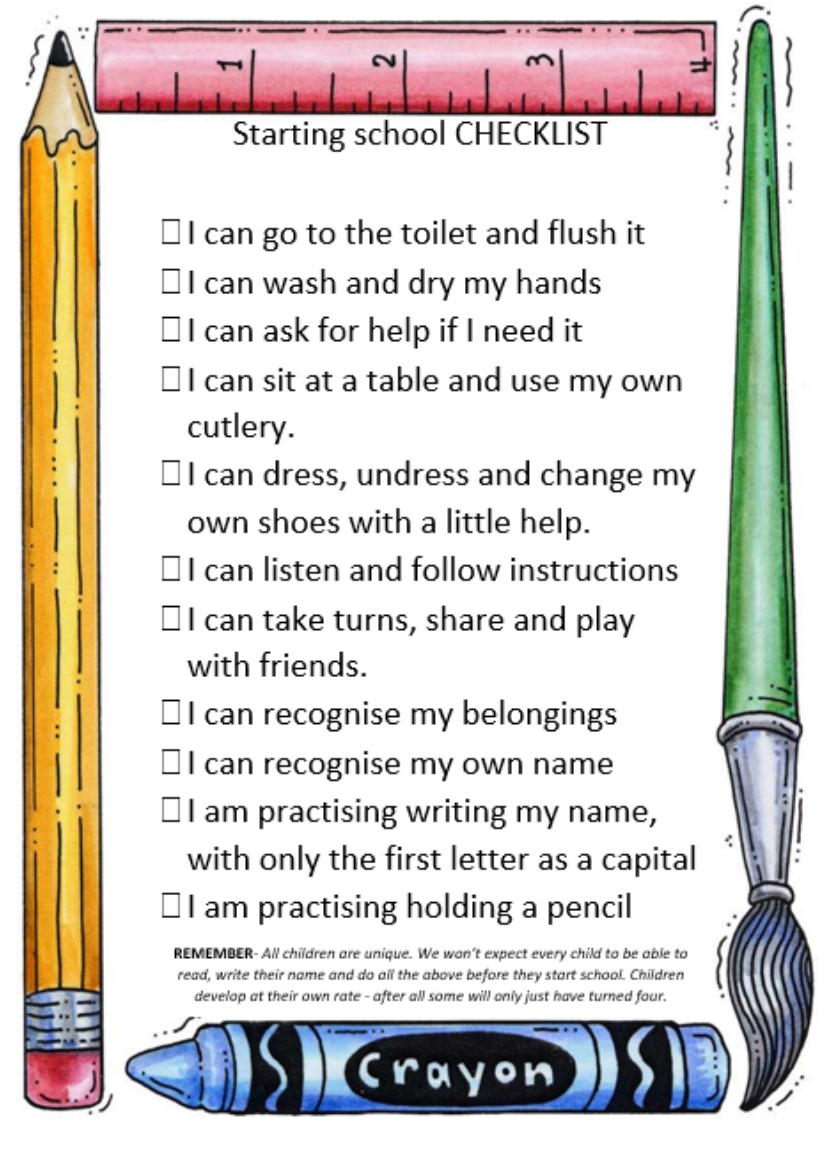
# COMMUNICATION

Communicating with you and involving you:

- Tapestry
- Parents Evenings
- End of year report
- Phonics / Reading meeting
- School website
- Open mornings

We will contact you by text, email, and paper letters- please check book bags!

Please make sure your contact details are up to date.



# TRANSITION VISITS

**Reception class visits:** Your child will have been visiting the reception classroom in small groups throughout June and spending time with both Miss Wakefield and Mrs Leech

New children are invited for a visit on Either **Thursday 18<sup>th</sup> June 9:00AM-10:30AM** or **Tuesday 23<sup>rd</sup> June 9:00am-10:30AM**

**Reception class visits whole class**

**Wednesday 24<sup>th</sup> June 9am- 11.30am**

**Wednesday 8<sup>th</sup> July 9am – 11.30am**

For these sessions if your child does not normally attend Little Acorns on a Wednesday please can you bring them to school for this visit. The children will enter through the Reception class door at 9am and can be collected from the EYFS garden at 11.30am.

**EYFS Teddy Bears Picnic - Tuesday 14<sup>th</sup> July – 2 pm to 3 pm** on the school field with our Year 4 buddies – Miss Wakefield will take us out for this and we will meet the new children joining us. **Parents DO NOT** need to attend. Most of the children will already be in Little Acorns that day. For any children who are not, if you bring your child to the Nursery gate at 1.45pm they will be able to join us and you can collect them at the end of the school day as normal.

**EYFS Drop in session - Tuesday 1<sup>st</sup> September 2.30pm to 3.30pm** – this is a stay and play session that you can drop in to **with** your child just before the start of term in September.



I am able to use the toilet independently

I can wash my hands

I can get dressed and undressed

I can move around confidently (walk, run, jump)

I have good muscle control in my arms, hands and fingers

I can open my packed lunch box and eat independently

I can use a knife and fork

I can sit at a table when I eat

I have practised getting my uniform on and being ready to leave on time

I can recognise my own name

I am aware of numbers and counting

I join in with counting, number songs and number play

I experiment with emptying and filling sand/water containers

I can recognise some numbers (up to 5)



It is going to be lots of fun and very messy. I apologies in advance for sending home messy and tired children!





**IF YOU HAVE ANY QUESTIONS  
PLEASE DO NOT HESITATE TO  
CONTACT US.**

**admin@willastonacademy.co.uk**

Willaston Worms Out of School Club – [outofschoolclub@willastonacademy.co.uk](mailto:outofschoolclub@willastonacademy.co.uk)