




FUNTIME FRIDAY ART & DESIGN

<p>Sketching Nature sketch plants, trees, wildlife or scenes you find interesting Landscape drawing with Ken Done - KS2 Art and Design - BBC Bitesize</p>	<p>Experiment with mark making Experiment with unique paint “brushes” such as sticks, sponges, potato halves, cotton balls, etc</p>	<p>Photography Learn to use a camera, taking photos of nature in your garden or on a walk. Take a photo of your pet, make a scrapbook of your photos Photography Lessons for Kids (15 Easy Tips to Implement Now) (photoworkout.com)</p>	<p>Make your own slime Experiment with colour and texture How to make slime - BBC Good Food</p>
<p>Bubble art RECYCLED BOTTLE BUBBLE ART WITH KIDS - Hello Wonderful</p> 	<p>Weather Painting Fold a piece of paper in half and then in half again so that your paper is split into quarters. On each of the 4 sections draw or paint the weather outside. Repeat on different days so that you have 4 different weather cards that you can put on display in your house.</p>	<p>Music and Art Listen to a piece of music of your choice. Try to choose a piece of music without lyrics (so just instruments) Now get a pencil and paper and draw what comes to mind. How does the piece of music make you feel? Does it remind you of something? Experiment with different types of music. You could use crayons, paints or pencils.</p>	<p>Make a sock puppet</p>  <p>Using items you can find around the house</p>
<p>Origami Art Follow an origami tutorial and practise your folding skills. https://www.easypeasyandfun.com/easy-origami-for-kids/ Easy kids origami on YouTube</p>	<p>Fashion Designer Design some clothes for your favourite toy or character in a book. What kind of protection or special features will your clothes need? Could you sew together a costume for them? Can you learn to knit? 6 Easy Knitting Projects For Kids And Beginners (mykidstime.com)</p>	<p>Abstract Art Use a black pencil or pen and draw a variety of lines across your page. Colour or fill each section with patterns.</p> 	<p>Nature Collage Take a bag outside and collect as many leaves, twigs and other natural materials. Use your new art supplies to create a picture of your choice. Either use PVA to stick them down or return them to where you found them.</p>

FUNTIME FRIDAY ART & DESIGN

Friendship Rocks

Pebble art – decorate some rocks and then hide them when you are out and about for others to find.



Brilliant Bird

Design and draw a brilliant bird which has all the features listed below:

- Has an amazing, eye-catching rainbow-coloured head-dress/crown
- Has a fantastic variety of different sized feathers on its body
- Has a beautifully shaped beak
- Has brilliant patterns and shapes around its head
- Has scaly, sharp claws that can grip strongly
- Has an unusual, colourful tail

You Tube Drawing Tutorials

[Art for Kids Hub - YouTube](#)

[How to Draw Harry Potter Easy Chibi - YouTube](#)

[Rob Biddulph - YouTube](#)

[Learn to Draw Online- Free Online Drawing Websites - The Kitchen Table Classroom](#)



Art Websites for Kids to explore

[Make | Tate Kids](#)

[Kids Crafts - Inspiration for Children of all Ages \(activityvillage.co.uk\)](#)

[Watercolor Butterfly- A Lesson in Symmetry - The Kitchen Table Classroom](#)

[Paper Weaving- Step by Step Lessons - The Kitchen Table Classroom](#)

[Weaving for Kids- a Recycled Plastic Bottle Craft - The Kitchen Table Classroom](#)